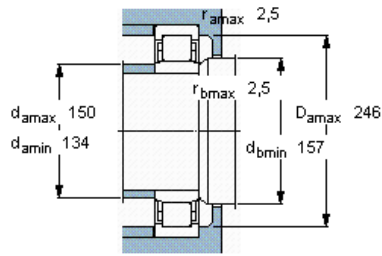
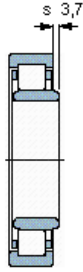
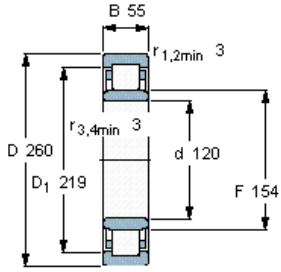
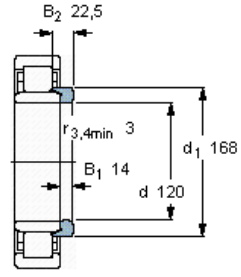


Cylindrical roller bearings, single row

Principal dimensions			Basic load ratings		Designation	Angle ring
d	D	B	dynamic C	static C0	* SKF Explorer bearing	Designation
mm			kN		-	-
120	260	55	610	620	NU 324 ECML *	HJ 324 EC



Calculation factors
 k_r 0,15
 e 0,2 γ 0,6



HJ 324 EC
 Mass kg 1,4